

SPECIFICATION SHEET: S041

HELMSMAN SEATING RANGE System 3200



A multipurpose seating range for **wet areas**. Strong and durable, the System 3200 range has a variety of size, shoe tray and hook options and can be tailored to meet your needs.

SECTION 1 – GENERAL SPECIFICATION

Frame: 40mm square steel tubing.
 Finish: Zinc Plated finished with Plascote PPA571 & Epoxy powder coated.
 Colour: Frame available in Silver Grey, Sky Blue, Moss Green, Red & Black. Other colours available as optional extra.

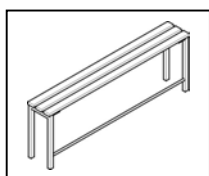
Seat slats and battens: Ash Hardwood, "Ultrawood" & Solid Grade Laminate

Sizes: Bench units come in standard lengths of 1500mm

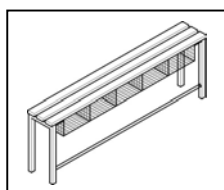
(Non standard sizes also available on request.)

Hooks: Brightened Aluminium Medium Duty Hook

Shoe tray options: Bench units come with three options:



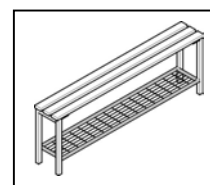
Footbar (standard)



Single tier basket

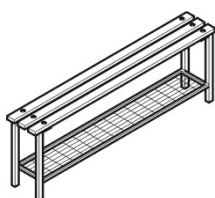


Double tier basket



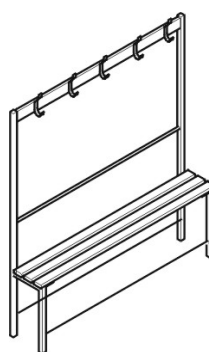
Shoe tray

SECTION 2 – MODELS AND SIZES



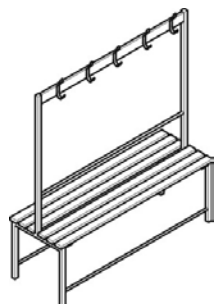
Model: 3202

- ❖ Single freestanding bench
- ❖ Shoe tray optional - see section 1
- ❖ Standard dimensions:
 - 1500mm long
 - 300mm deep
 - seat height 450 mm



Model: 3204

- ❖ Single sided bench seat with coat hook bar and hooks every 280mm
- ❖ Footbar
- ❖ Standard dimensions:
 - 1500mm long
 - 340mm deep
 - seat height 450mm
 - overall height 1700mm (frame)



Model 3206

- ❖ Double sided bench seat with coat hook bar and hooks every 280mm.
- ❖ Footbar
- ❖ Standard dimensions:
 - 1500mm long
 - 600mm deep
 - seat height 450mm
 - overall height 1700mm. (frame)

	76.6	Xh	
--	------	----	--

Model: 3208

Wall mounted coathook bar with hooks every 250mm

- ❖ Standard dimensions:
 - 1500mm long

Model 3210

- ❖ Bench – Cantilever
- ❖ Standard dimensions
 - 1500mm long
 - 380mm deep
 - seat height 450mm

NB: Check wall type to ensure that correct fixings are used

Model 3212

- ❖ Bench – wall to floor
- ❖ Standard dimensions
 - 1500mm long
 - 380mm deep
 - seat height 450mm

HELMSMAN also provide an extensive range of lockers, changing room furniture, toilet/shower cubicles, vanity units, wall linings and panel systems.

After Sales Service: All of our products are supported by the Helmsman Service Department who provide technical advice, maintenance schemes, prompt delivery of replacement keys/parts and product refurbishment. Tel: 01284 727633

- Health & Safety: We recommend that all equipment is firmly secured to wall/floor for safety purposes. If applicable, install in accordance with specific product instructions.
- All dimensions are nominal.
- To enable us to interpret your requirements accurately, please state at time of enquiry/order the choice of colour and delivery requirement.
- The products described in this specification sheet herein are the subjects of patent, trademark, design and copyright protection or application thereof.
- In the interest of efficiency and service to our customers, the company reserves the right to modify the specifications of any of its products.



Northern Way, Bury St Edmunds,
Suffolk, IP32 6NH, United Kingdom
Tel: (+44) 01284 727600
Fax: (+44) 01284 727601
e-mail: sales@helmsman.co.uk
www.helmsman.co.uk